

Panasonic
ideas for life

Vandal Proof Colour Cameras
WV-CW240 Series

For ceilings and walls



Surface Mount Type
WV-CW240S



Flush Mount Type
WV-CW244F



**The Easy to Install, Vandal Proof, Weather Proof,
and Cost Effective Camera Solution**

These high-performance cameras are tough enough to withstand shock, rain and a wide range of temperatures.

Panasonic announces the new WV-CW240 Series of standard vandal proof cameras. Inside their compact, rugged bodies, these all-in-one cameras provide a full range of surveillance features. The optional heater unit allows them to be used under eaves outdoors as well as inside, in cold environments or exposed to temperature fluctuations, making them ideal for a wide range of applications.

Heavy Duty

Die cast aluminum body

Withstands Severe Shocks


The body is die cast aluminum, with a 3.5mm thick polycarbonate dome, and a spring mounted lens unit to protect the camera from shocks.



IP66 standard

Protection Against Rain and Wind


Dust and moisture resistance meet IP66 international standards, allowing use under eaves outdoors as well as indoors.



Heater unit: WV-CW3H (Optional)

Ideal for Varying Temperatures

The optional heater unit adjusts automatically to temperature fluctuations, helping to prevent dew condensation.

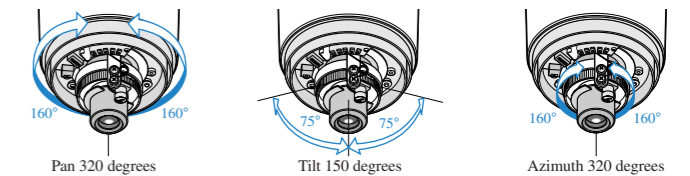


Simple to Install

Exclusive three-way hinge

Trouble-free Installation Anywhere

Inside the dome, the camera is mounted on a three-way hinge that allows horizontal, vertical, and rotary movement. Plus, digital image processing allows images to be flipped horizontally or vertically. Adjustment is so simple that there is no need to worry about where the camera is attached or how it is oriented.



Monitor output interface

Easy-to-adjust Angle and Focus


Hooking up a small-format LCD monitor makes on-the-spot adjustments of angle and focus easy. ELC features are activated automatically when the monitor is attached, making it simple to be sure that the camera is recording what you want to see.



High-Performance

2x Variable Focal Lens

A 2x zoom lens with a focal length that varies from 3.8 to 8.0 mm is standard equipment, ensuring the best possible image under surveillance.



480-Line Horizontal Resolution

Using a 1/3-type 752 (H) x 582 (V) pixel CCD, these cameras deliver razor sharp images with 480 lines of horizontal resolution.

High Sensitivity in Lighting as Low as 1.0lux

These ultra-sensitive cameras work well in light as low as 1.0lux, making it possible to obtain clear colour images in darkened spaces.

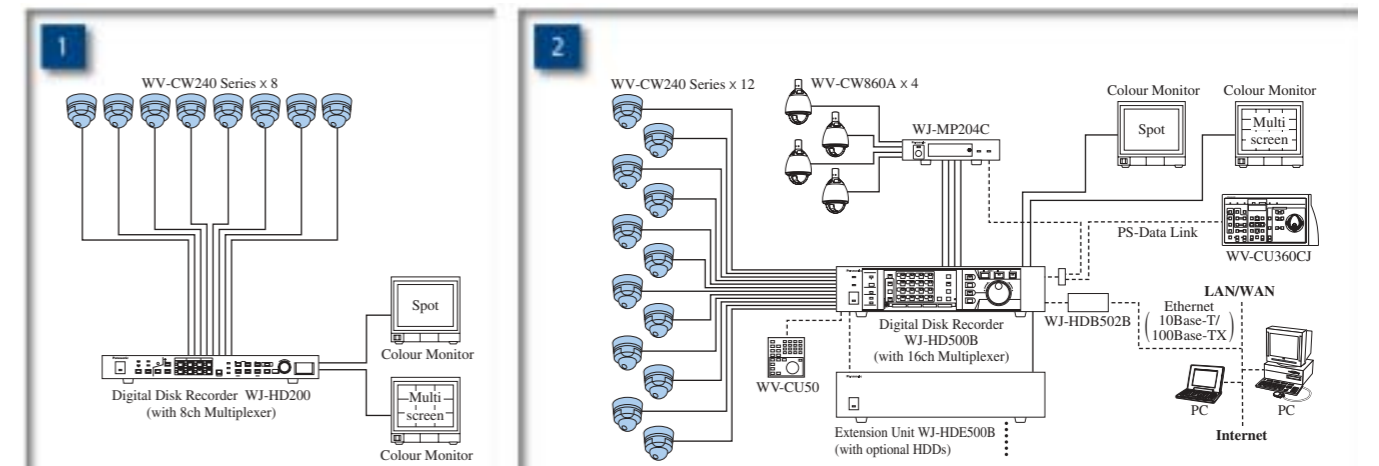
Loaded With Outstanding Compensation and Correction Features

These cameras come equipped with a full range of Back-Light Compensation (BLC), Aperture Correction, and Auto Tracing White Balance (ATW) features, enabling them to produce clear, colour images in entrances, windows, and other environments.

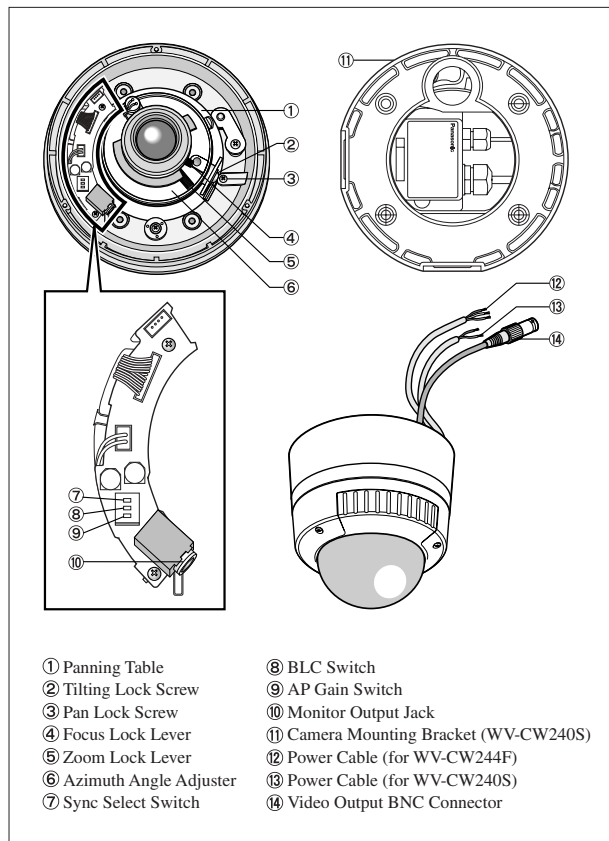
Multi-Channel Camera System Compatible

When installed with an AC power sources, Internal, Line-Lock, and VD2 channels can be used, making it simple to configure multi-channel systems using multiple cameras.

System Examples



MAJOR OPERATING CONTROLS



- ① Panning Table
- ② Tilting Lock Screw
- ③ Pan Lock Screw
- ④ Focus Lock Lever
- ⑤ Zoom Lock Lever
- ⑥ Azimuth Angle Adjuster
- ⑦ Sync Select Switch
- ⑧ BLC Switch
- ⑨ AP Gain Switch
- ⑩ Monitor Output Jack
- ⑪ Camera Mounting Bracket (WV-CW240S)
- ⑫ Power Cable (for WV-CW244F)
- ⑬ Power Cable (for WV-CW240S)
- ⑭ Video Output BNC Connector

OPTIONAL COMPONENTS & ACCESSORIES

Heater Unit
WV-CW3H



Data Multiplex Unit
WJ-MP204C
PS•Data



Digital Video Duplex Colour Multiplexers
WJ-FS409 (9ch) PS•Data
WJ-FS416 (16ch) PS•Data



System Controller
WV-CU360CJ
PS•Data



Digital Disk Recorder
with 16ch Multiplexer
WJ-HD500B
PS•Data



Digital Disk Recorder
with 8ch Multiplexer
WJ-HD200
PS•Data



MATRIX SYSTEMS
SYSTEM 850
SYSTEM 500
SYSTEM 150



Colour Monitors
WV-CM2080 55cm CRT PS•Data
WV-CM1780 45cm CRT PS•Data
WV-CM1480 40cm CRT PS•Data
WV-CM1420 37cm CRT
WV-CM1020 25cm CRT

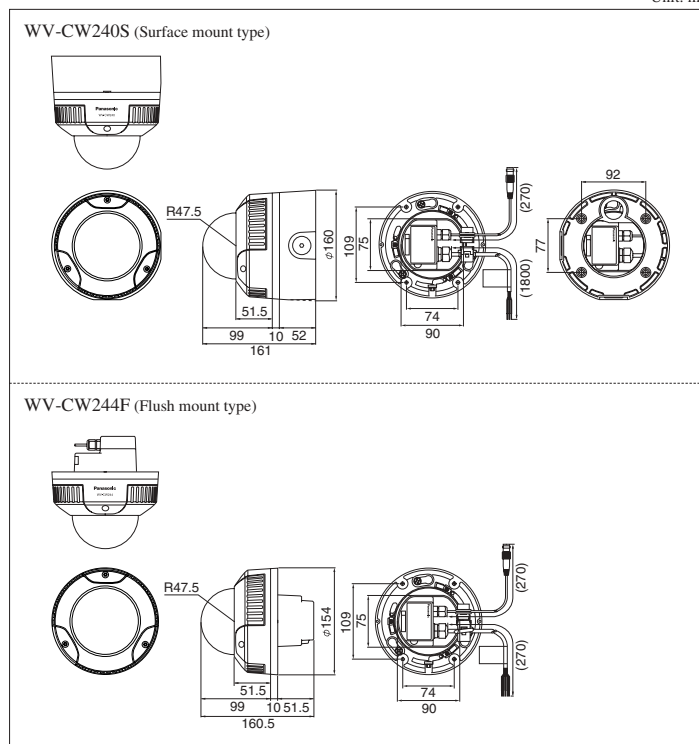


SPECIFICATIONS PAL

Model No.	WV-CW240S	WV-CW244F
Type	Surface mount type	Flush mount type
Pick Up Device	752 (H) x 582 (V) pixels, interline transfer CCD	
Scanning Area	4.8 (H) x 3.6 (V) mm, (Equivalent to 1/3" tube)	
Scanning	625 lines / 50 fields / 25 frames	
Scanning System	2 : 1 interlace	
Synchronization	Internal / Line-Lock (220V ~ 240VAC / 24V AC) / Multiplexed Vertical Drive (VD2)	
Video Output	1.0V [p-p] / 75 Ω / PAL composite signal / BNC connector	
Horizontal Resolution	480 lines	
Minimum Illumination (at Wide)	1.0 lux	
Signal to Noise Ratio	50dB (at AGC Off, Weight On)	
White Balance	ATW	
Detail/Aperture Level Selector	SHARP or SOFT, selectable	
Camera Angle	Pan 320°, Tilt 150° and Azimuth 320°	
Lens	2x variable focal lens	
Focal Length	3.8 ~ 8.0 mm	
Angular Field of View	Horizontal: 35.6° ~ 73.6° Vertical: 26.6° ~ 53.4°	
Aperture Ratio	1 : 1.4 (Wide), 1 : 1.8 (Tele)	
Min. Object Distance	1.2 m ~ ∞	
Power Source and Power Consumption	220V ~ 240V AC, 50Hz 4.1W (camera only) 13.0W (with optional Heater Unit)	12V DC, 265mA (camera only) 24V AC, 50Hz, 3.0W (camera only) 24V AC, 50Hz, 12.1W (with optional Heater Unit)
Ambient Operating Temperature	-10°C ~ +50°C [-30°C ~ +50°C with optional Heater Unit; WV-CW3H]	
Dimensions (D) x (H) (mm)	ø160 x 161 mm	ø154 x 160.5 mm
Weights (approx.)	1.9 kg	1.4 kg

APPEARANCE

Unit: mm



• All TV pictures are simulated. • Weights and dimensions are approximate. • Specifications are subject to change without notice. • These products may be subject to export control regulations.

DISTRIBUTED BY:

Panasonic System Solutions Company
Matsushita Electric Industrial Co., Ltd.
4-3-1, Tsunashima-higashi, Kohoku-ku, Yokohama,
223-8639, Japan
Tel 81(0)45-540-5769
Fax 81(0)45-540-5773
URL <http://panasonic.co.jp/pss/oct/en/index.html>

Panasonic
Panasonic is the brandname of Matsushita Electric.
Printed in Japan
WV-JKCW240C(2N-726B)